

# Violent Crime 2024

## New Hampshire

This theme presents an overview of Violent Crimes for the selected jurisdiction and year.

Violent Crime data is collected in New Hampshire via detailed incident reports using the National Incident Based Reporting System (NIBRS). These reports are completed after the preliminary investigation of a call for service or complaint.

This theme only accounts for the reports made by Law Enforcement and not the findings of a court, coroner, jury, or prosecutor.

[List of agencies that are missing data in 2024](#)

### VIOLENT CRIME

Violent Crime consists of Murder, Forcible Rape, Robbery and Aggravated Assault.

Crimes: 1,531 Clearance Rate: 45.46%

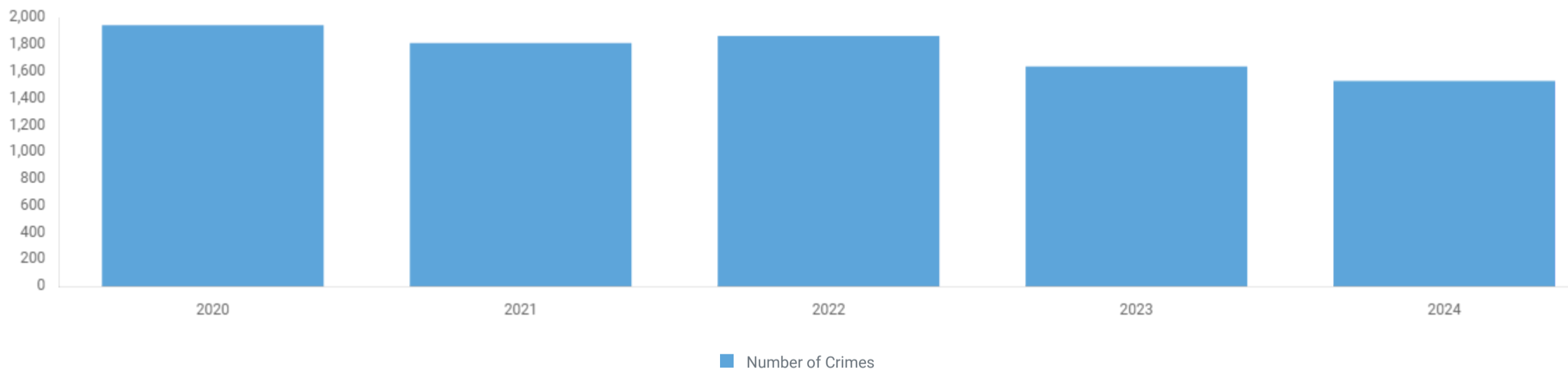
A crime is cleared in one of two ways: when at least one offender is arrested, or by exceptional means when situations beyond law enforcement's control prevent the agency from arresting the offender (for example, the death of an offender).

↓ -6.53%

Compared to 2023

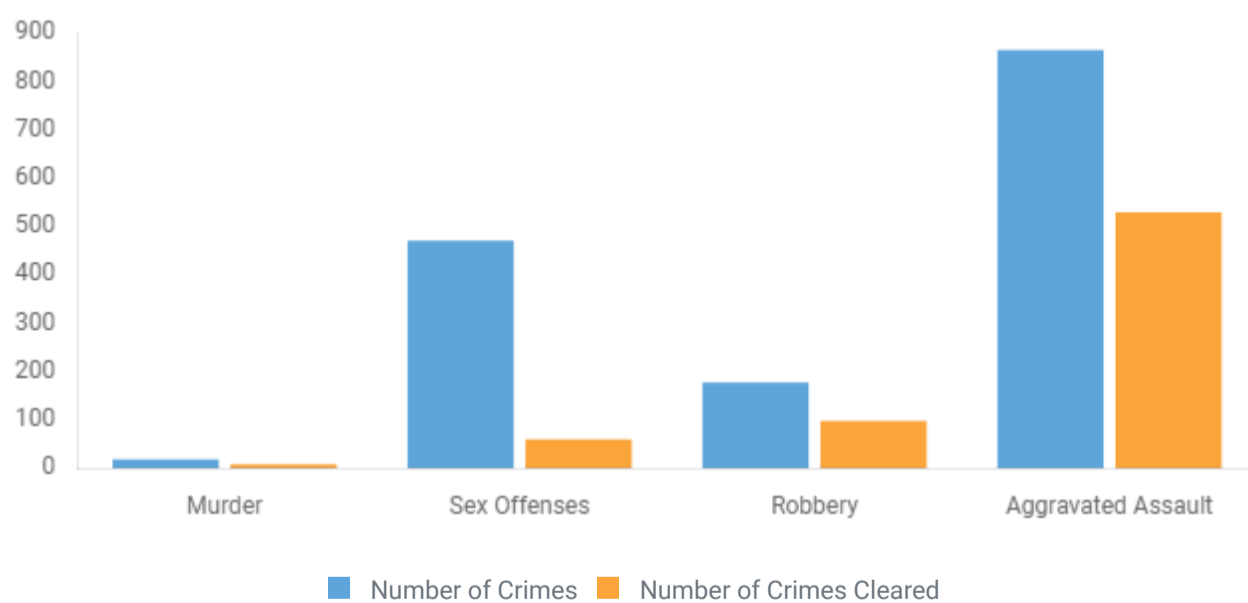
### TREND

Violent Crime



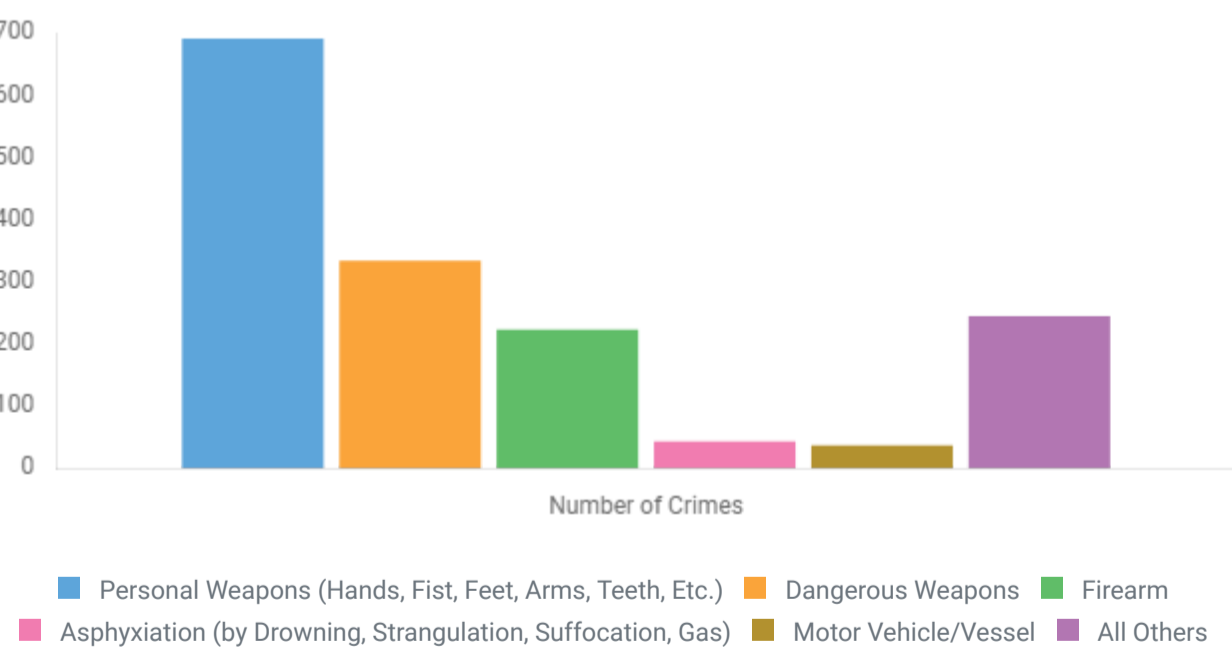
### CRIMES AND CLEARANCES

Violent Crime



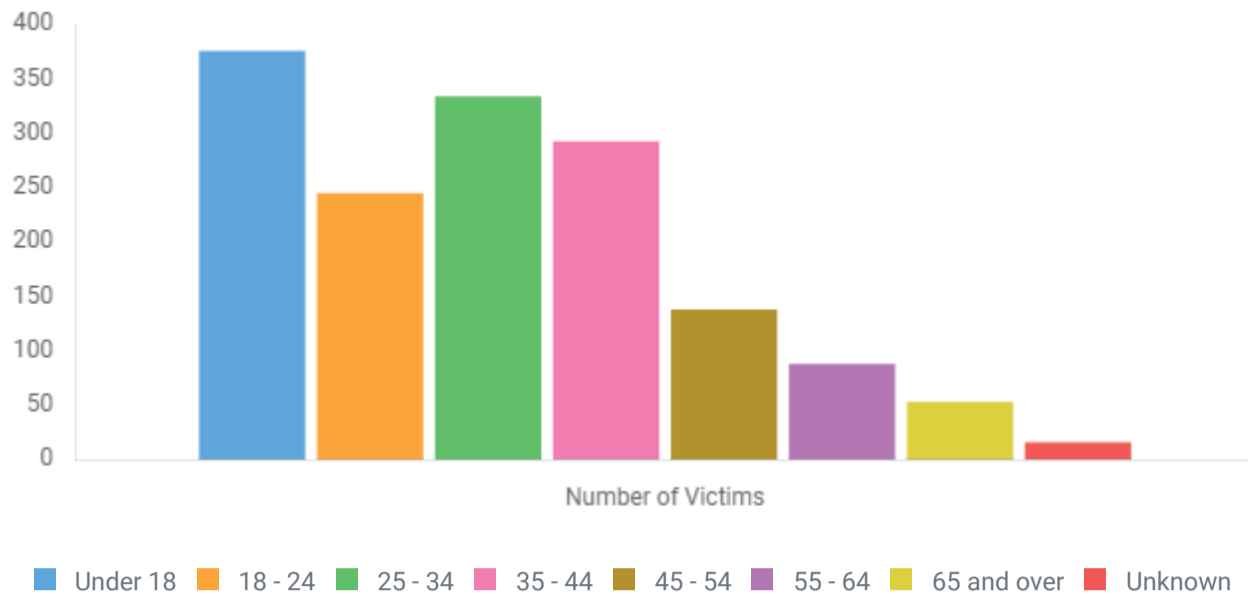
### WEAPON TYPE

Violent Crime



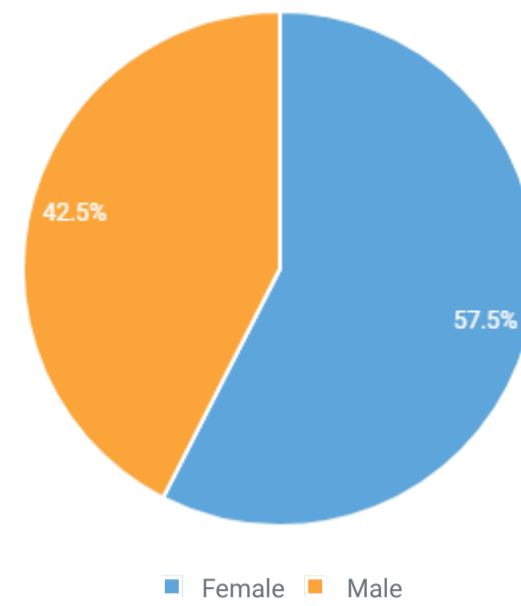
### VICTIMS BY AGE

Violent Crime



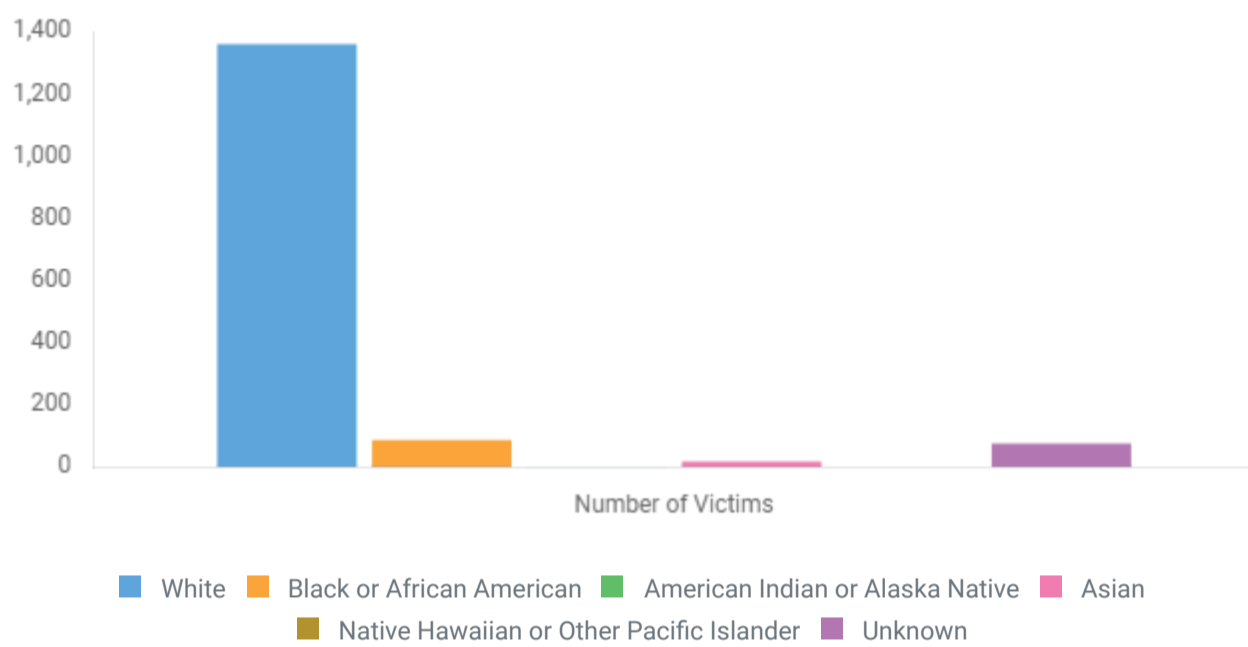
### VICTIMS BY SEX

Violent Crime



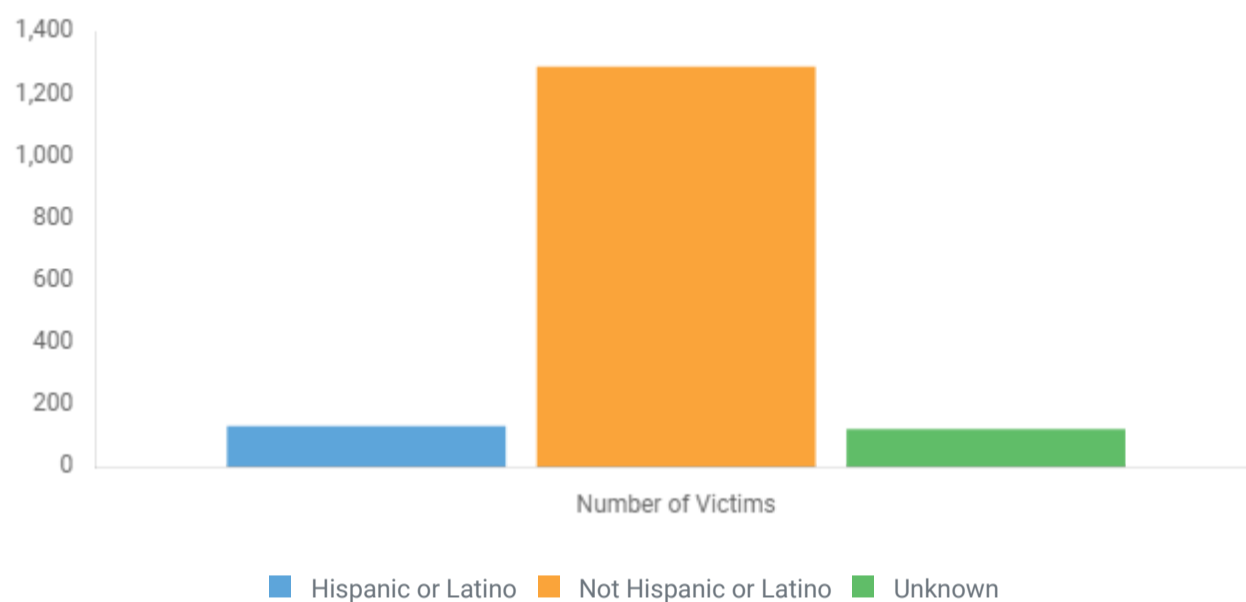
### VICTIMS BY RACE

Violent Crime



### VICTIMS BY ETHNICITY

Violent Crime



## VIOLENT CRIME ARRESTS

Arrestees are counted for having been involved in the violent crime regardless of the crime(s) for which they were charged.

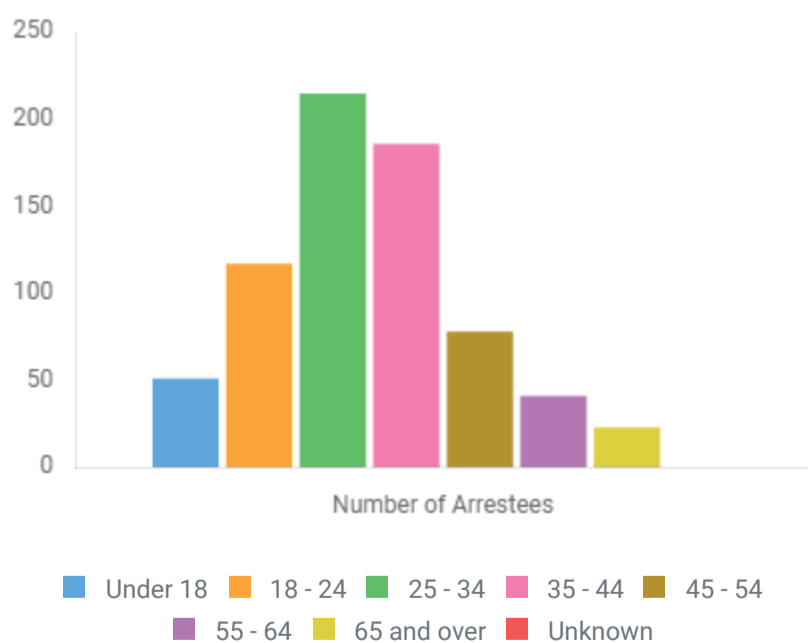
Number of Arrests: 711

↓ -6.20%

Compared to 2023

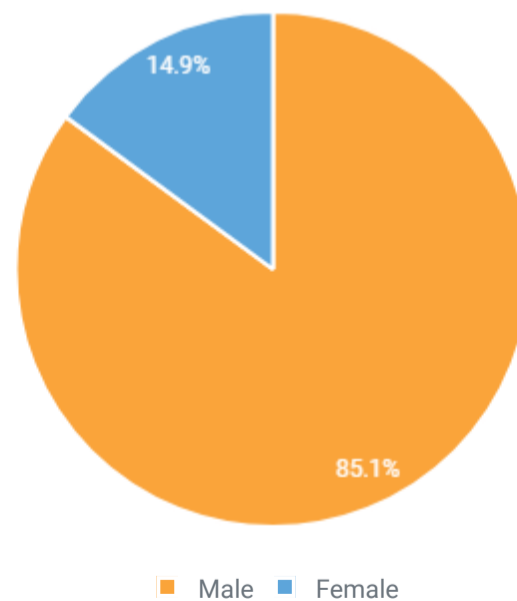
### ARRESTEES BY AGE

Violent Crime



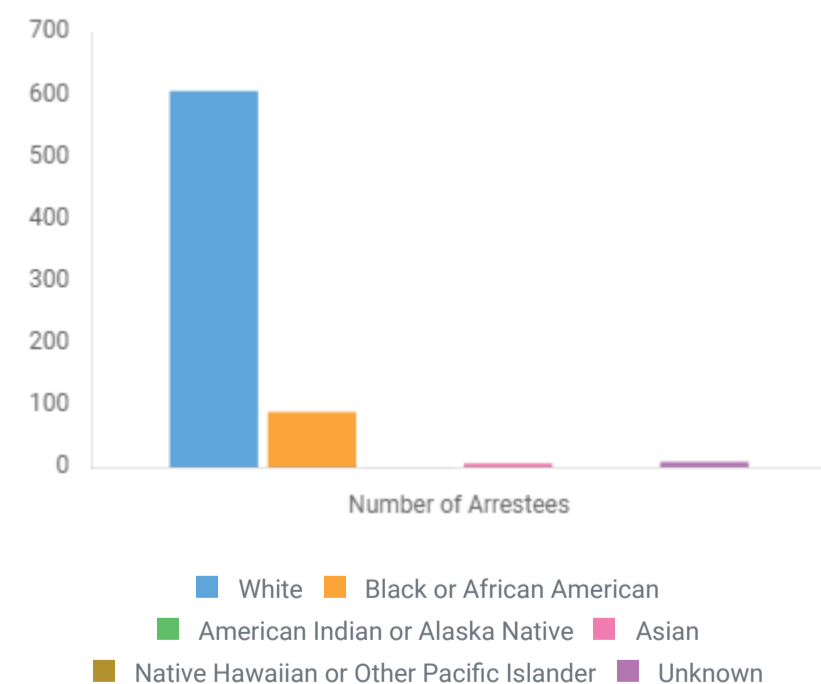
### ARRESTEES BY SEX

Violent Crime



### ARRESTEES BY RACE

Violent Crime



# MURDER

The willful (non-negligent) killing of one human being by another.

Crimes: 18 Clearance Rate: 44.44%

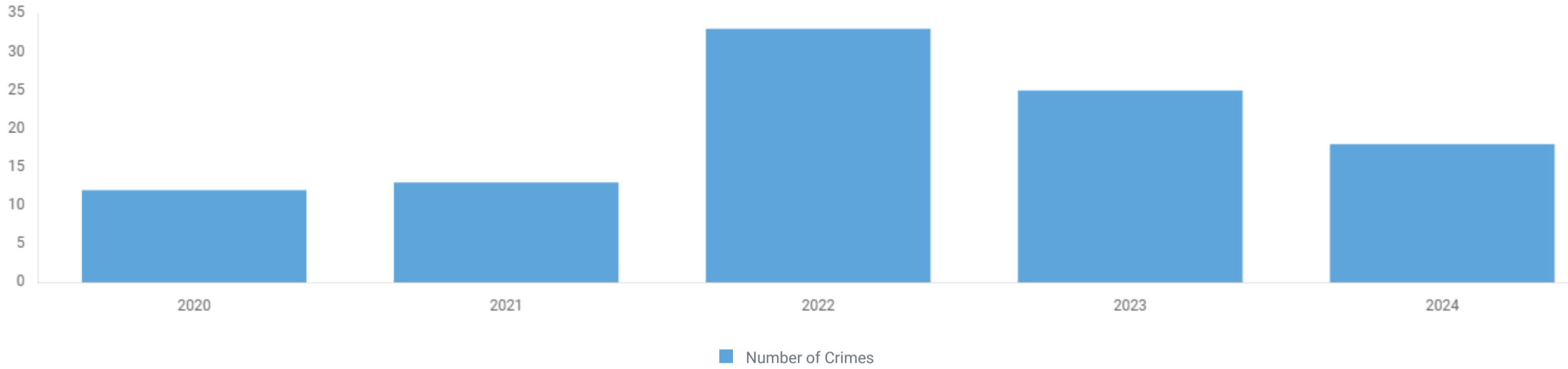
A crime is cleared one of two ways: when at least one offender is arrested; or by exceptional means, when situations beyond law enforcement's control prevent the agency from arresting the offender (for example, the death of an offender).

↓ -28.00%

Compared to 2023

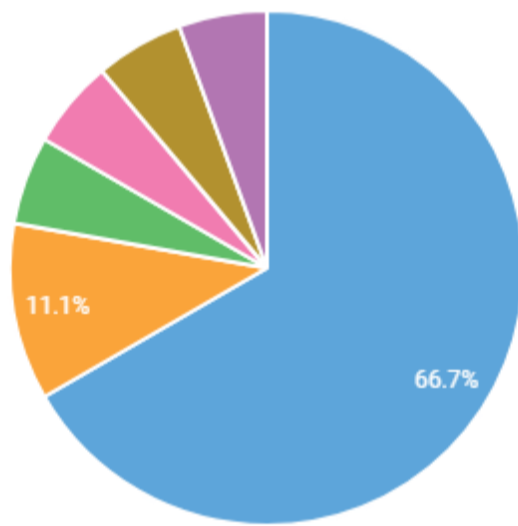
## TREND

Murder



## WEAPON TYPE

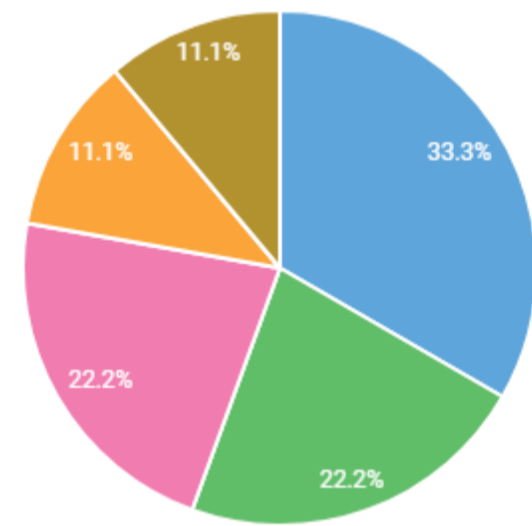
Murder



■ Firearm ■ Unknown ■ Dangerous Weapons ■ Motor Vehicle/Vessel  
■ Personal Weapons (Hands, Fist, Feet, Arms, Teeth, Etc.) ■ All Others

## VICTIM TO OFFENDER RELATIONSHIP

Murder



■ Intimate ■ Acquaintance ■ Stranger ■ Family ■ Unknown

## VICTIMS BY AGE

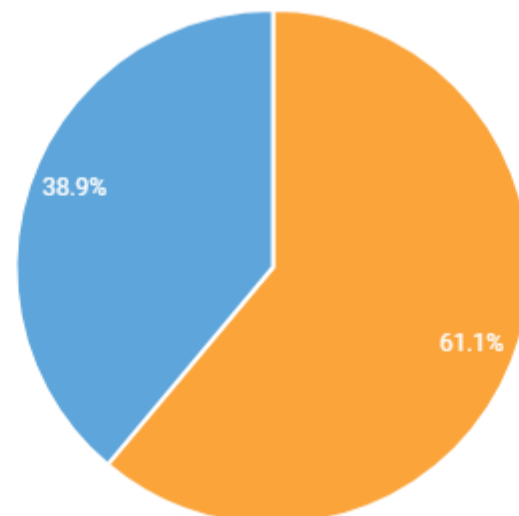
Murder



■ Under 18 ■ 18 - 24 ■ 25 - 34 ■ 35 - 44 ■ 45 - 54  
■ 55 - 64 ■ 65 and over ■ Unknown

## VICTIMS BY SEX

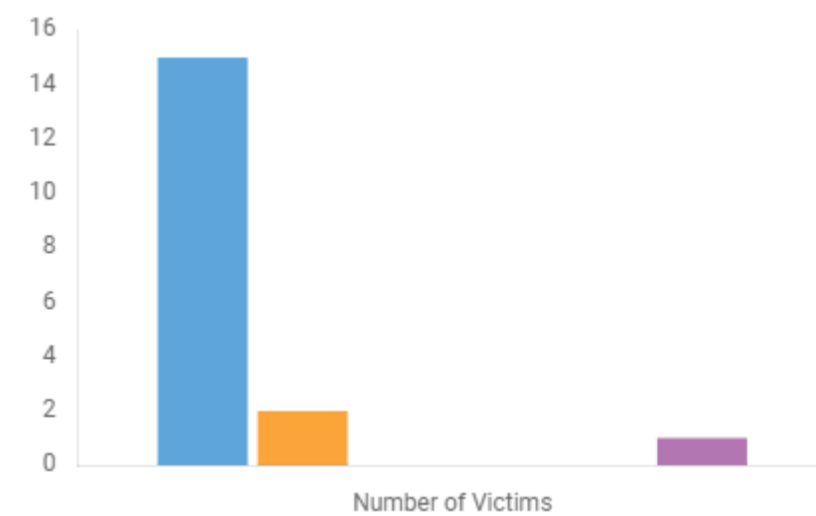
Murder



■ Male ■ Female

## NUMBER OF VICTIMS BY RACE

Murder



■ White ■ Black or African American  
■ American Indian or Alaska Native ■ Asian  
■ Native Hawaiian or Other Pacific Islander ■ Unknown

# AGGRAVATED ASSAULT

An unlawful attack by one person upon another wherein the offender uses a weapon or displays it in a threatening manner, or the victim suffers obvious severe or aggravated bodily injury involving apparent broken bones, loss of teeth, possible internal injury, severe laceration, or loss of consciousness. This also includes assault with disease (as in cases when the offender is aware that he/she is infected with a deadly disease and deliberately attempts to inflict the disease by biting, spitting, etc.).

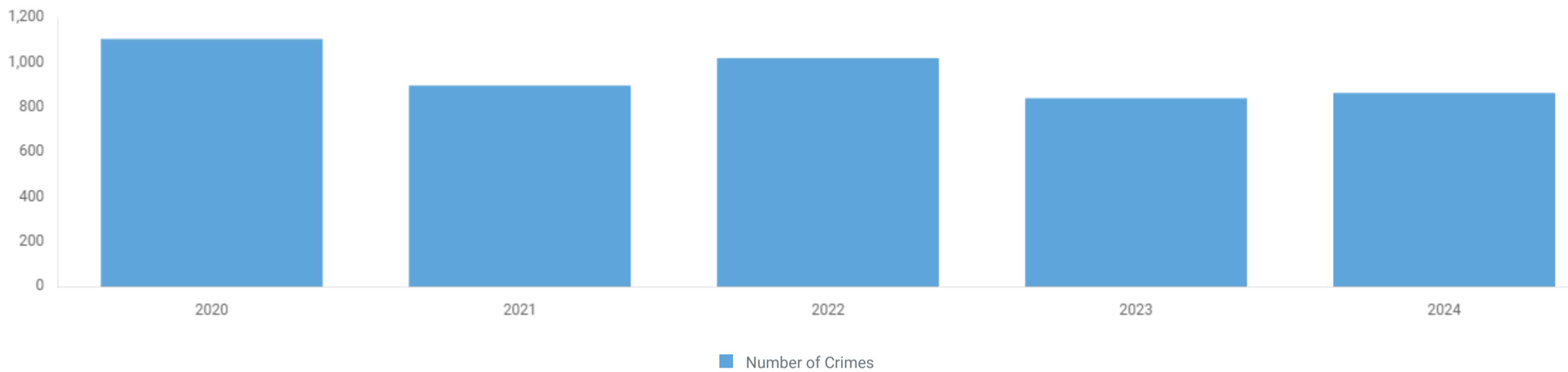
**Crimes:** 865 **Clearance Rate:** 61.27%

A crime is cleared one of two ways: when at least one offender is arrested; or by exceptional means, when situations beyond law enforcement's control prevent the agency from arresting the offender (for example, the death of an offender).

**↑ 2.73%**  
Compared to 2023

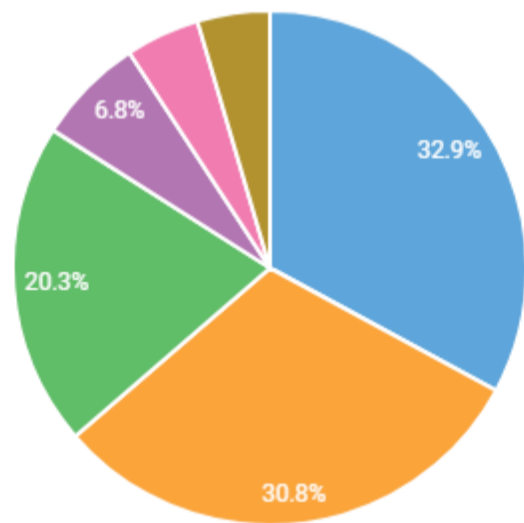
## TREND

Aggravated Assault



## WEAPON TYPE

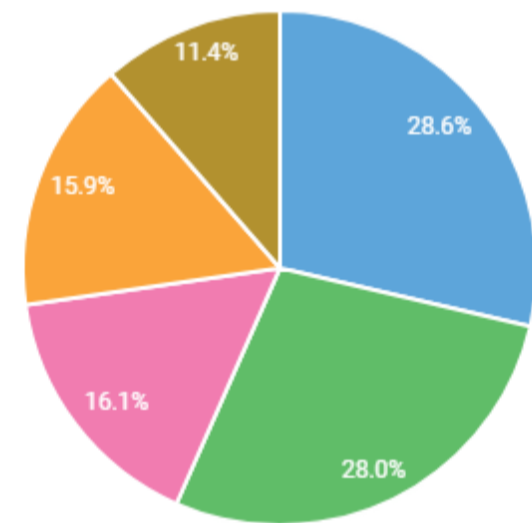
Aggravated Assault



■ Dangerous Weapons 
 ■ Personal Weapons (Hands, Fist, Feet, Arms, Teeth, Etc.) 
 ■ Firearm 
 ■ All Others 
 ■ Other 
 ■ Asphyxiation (by Drowning, Strangulation, Suffocation, Gas)

## VICTIM TO OFFENDER RELATIONSHIP

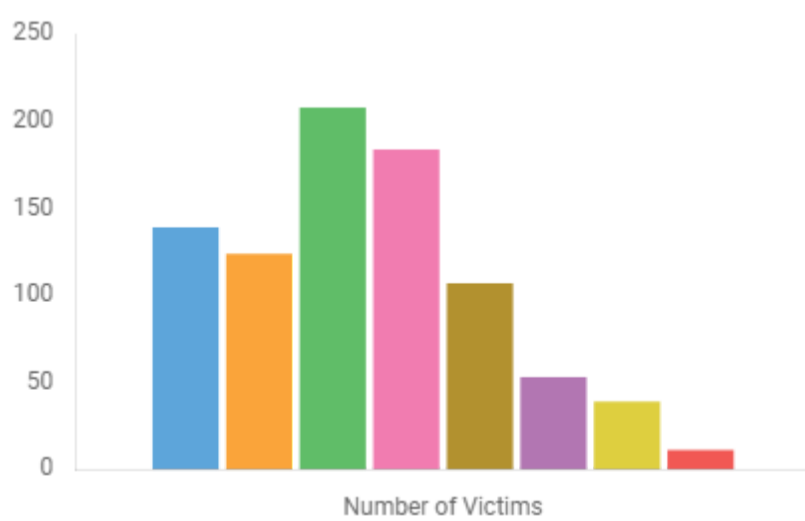
Aggravated Assault



■ Intimate 
 ■ Acquaintance 
 ■ Stranger 
 ■ Family 
 ■ Unknown

## VICTIMS BY AGE

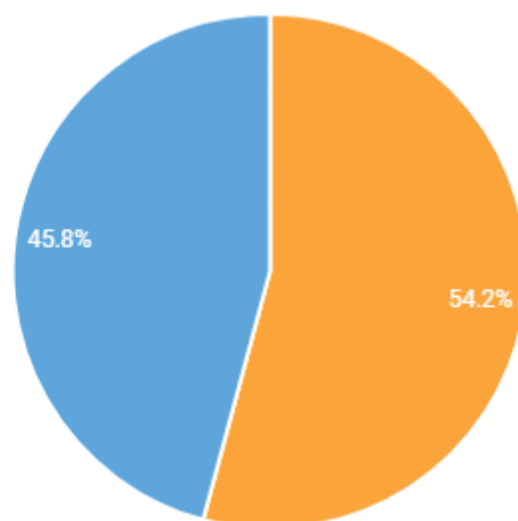
Aggravated Assault



■ Under 18 
 ■ 18 - 24 
 ■ 25 - 34 
 ■ 35 - 44 
 ■ 45 - 54 
 ■ 55 - 64 
 ■ 65 and over 
 ■ Unknown

## VICTIMS BY SEX

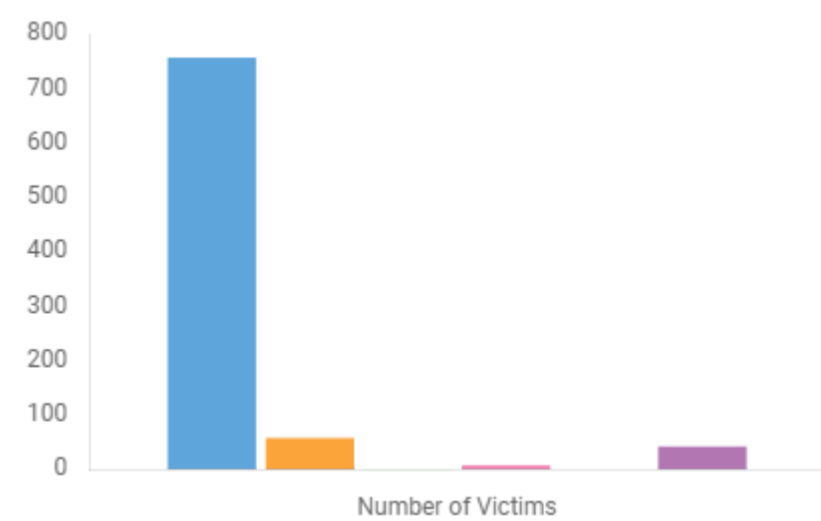
Aggravated Assault



■ Male 
 ■ Female

## VICTIMS BY RACE

Aggravated Assault



■ White 
 ■ Black or African American 
 ■ American Indian or Alaska Native 
 ■ Asian 
 ■ Native Hawaiian or Other Pacific Islander 
 ■ Unknown

## ROBBERY

The taking, or attempting to take, anything of value under confrontational circumstances from the control, custody, or care of another person by force or threat of force or violence and/or putting the victim in fear or immediate harm.

Crimes: 177 Clearance Rate: 55.37%

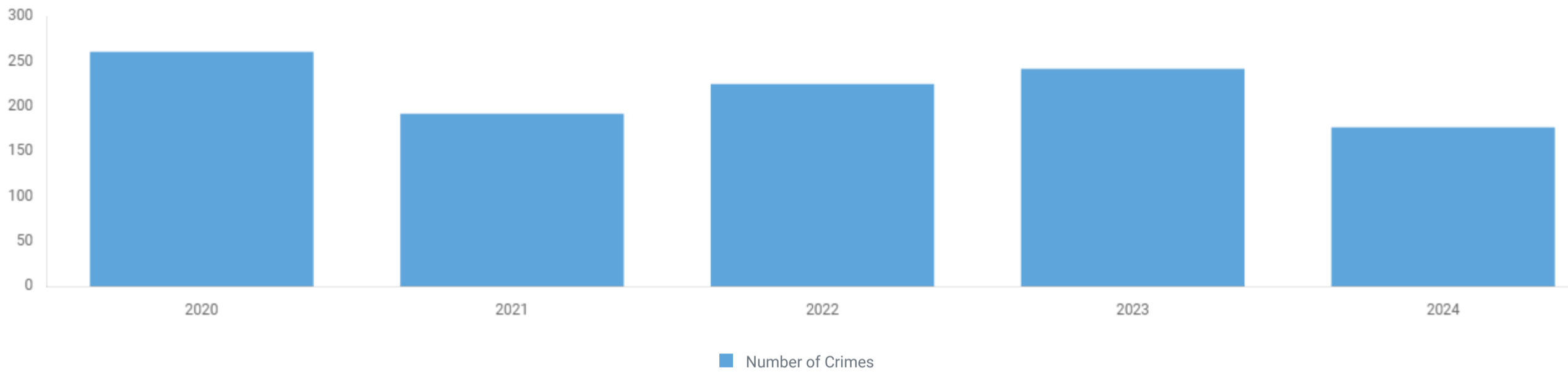
A crime is cleared one of two ways: when at least one offender is arrested; or by exceptional means, when situations beyond law enforcement's control prevent the agency from arresting the offender (for example, the death of an offender).

↓ -26.86%

Compared to 2023

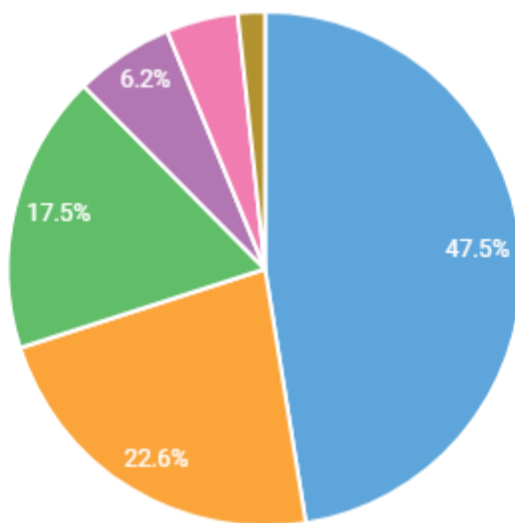
### TREND

Robbery



### LOCATION

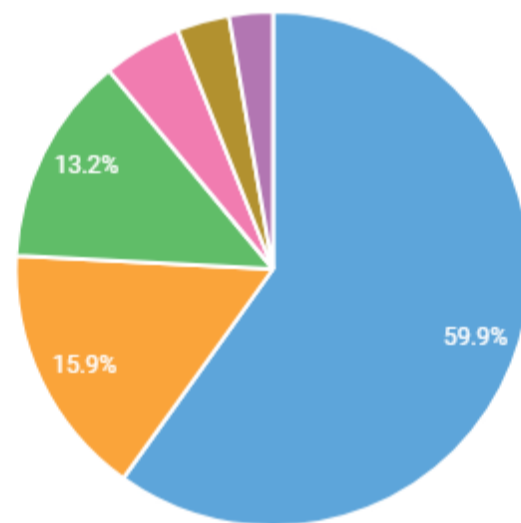
Robbery



Commercial Road/Parking/Camps Residence/Home  
All Others Government/Public Building and other  
Educational Facility

### WEAPON TYPE

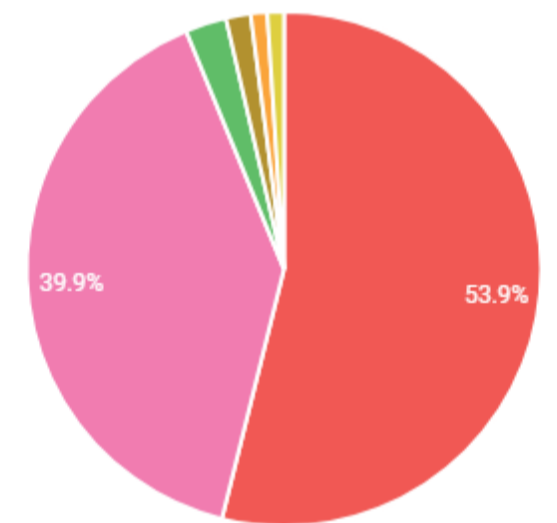
Robbery



Personal Weapons (Hands, Fist, Feet, Arms, Teeth, Etc.)  
Dangerous Weapons Firearm None Other  
All Others

### VICTIM INJURY TYPE

Robbery



None Apparent Minor Injury Severe Laceration  
Other Major Injury Possible Internal Injury  
Unconsciousness Apparent Broken Bones  
Loss of Teeth

## VIOLENT SEX OFFENSES

Any sexual act directed against another person, without the consent of the victim, including instances where the victim is incapable of giving consent. This only outlines the most violent sexual acts such as Forcible Rape. More data regarding all criminal sexual acts reported in New Hampshire can be found in the Sex Offenses theme.

Crimes: 471 Clearance Rate: 12.74%

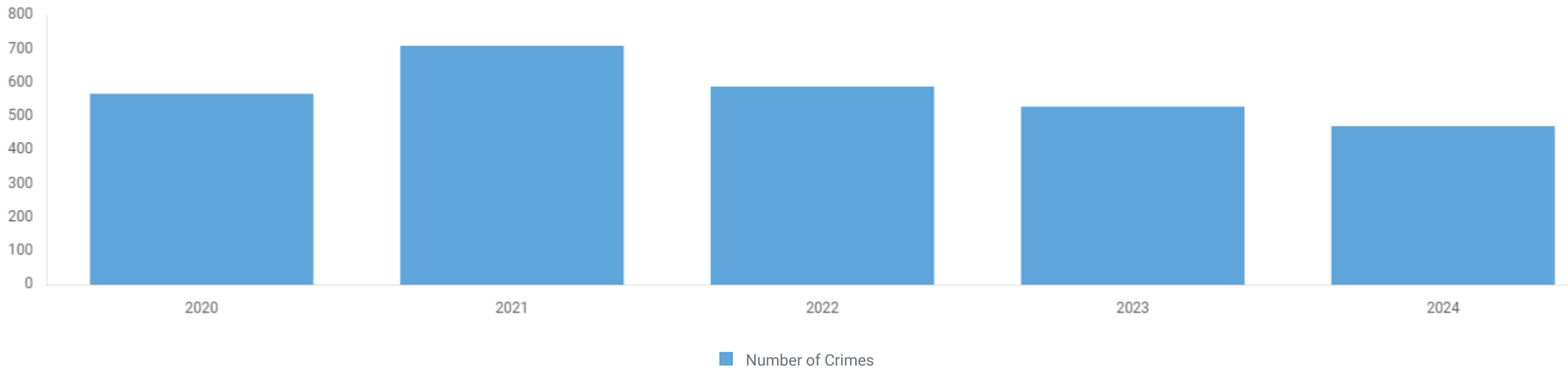
A crime is cleared one of two ways: when at least one offender is arrested; or by exceptional means, when situations beyond law enforcement's control prevent the agency from arresting the offender (for example, the death of an offender).

↓ -10.96%

Compared to 2023

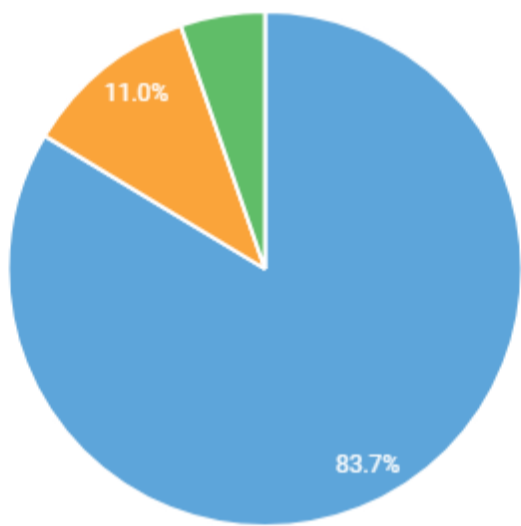
# TREND

Sex Offenses



## OFFENSE TYPE

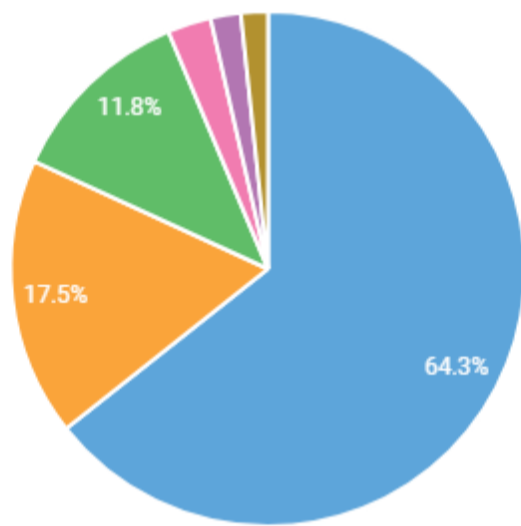
Sex Offenses



■ Rape ■ Sodomy ■ Sexual Assault With An Object

## WEAPON TYPE

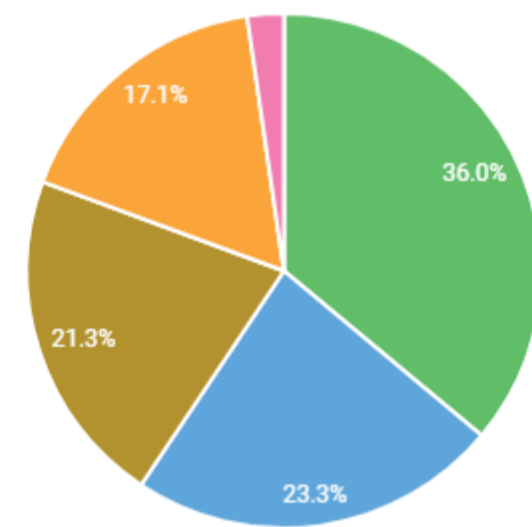
Sex Offenses



■ Personal Weapons (Hands, Fist, Feet, Arms, Teeth, Etc.)  
 ■ None ■ Unknown ■ Other ■ All Others  
 ■ Dangerous Weapons

## VICTIM TO OFFENDER RELATIONSHIP

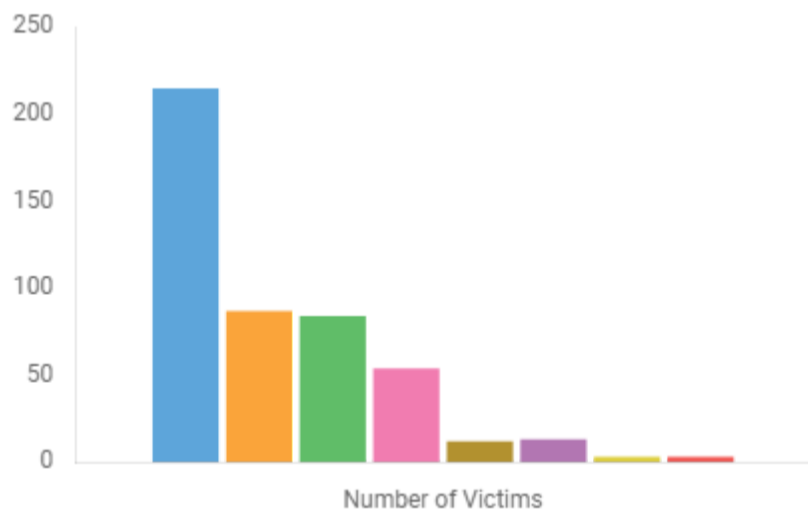
Sex Offenses



■ Acquaintance ■ Intimate ■ Unknown ■ Family  
 ■ Stranger

## VICTIMS BY AGE

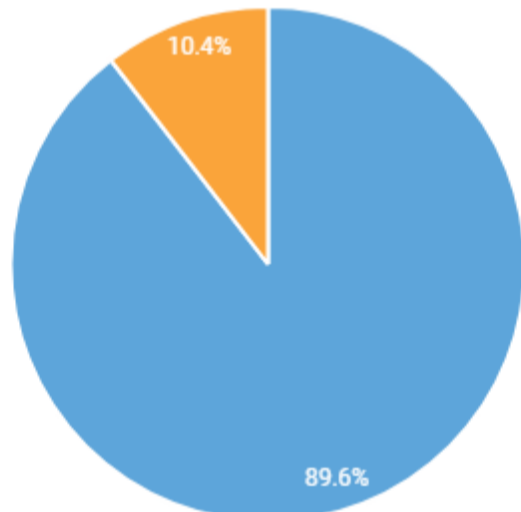
Sex Offenses



■ Under 18 ■ 18 - 24 ■ 25 - 34 ■ 35 - 44 ■ 45 - 54  
 ■ 55 - 64 ■ 65 and over ■ Unknown

## VICTIMS BY SEX

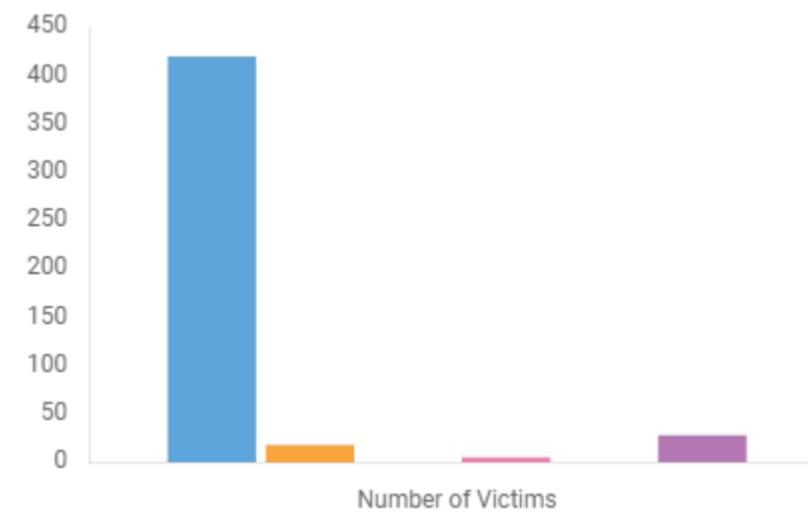
Sex Offenses



■ Female ■ Male

## VICTIMS BY RACE

Sex Offenses



■ White ■ Black or African American  
 ■ American Indian or Alaska Native ■ Asian  
 ■ Native Hawaiian or Other Pacific Islander ■ Unknown