

Crimes Involving Drugs and Alcohol 2024

New Hampshire

This theme presents an overview of Crimes Involving Drugs and Alcohol for the selected jurisdiction and year.

Crimes Involving Drugs and Alcohol data is collected in New Hampshire via detailed incident reports using the National Incident Based Reporting System (NIBRS). These reports are completed after the preliminary investigation of a call for service or complaint.

This theme only accounts for the reports made by Law Enforcement and not the findings of a court, coroner, jury, or prosecutor.

Offenses include Drug/Narcotics Violations, Drug Equipment Violations, Driving Under the Influence, and all offenses where the offender used alcohol or drugs.

[List of agencies that are missing data in 2024](#)

DRUG/NARCOTIC VIOLATIONS

The unlawful cultivation, manufacture, distribution, sale, purchase, use, possession, transportation, or importation of any controlled drug or narcotic substance.

Crimes: 5,327 Clearance Rate: 70.00%

↓ -2.54%

Compared to 2023

DRUG/NARCOTIC VIOLATION ARRESTS

Includes all arrests for drug/narcotics violations in the selected year, regardless of when the crime took place. Offenders arrested on other charges are not included.

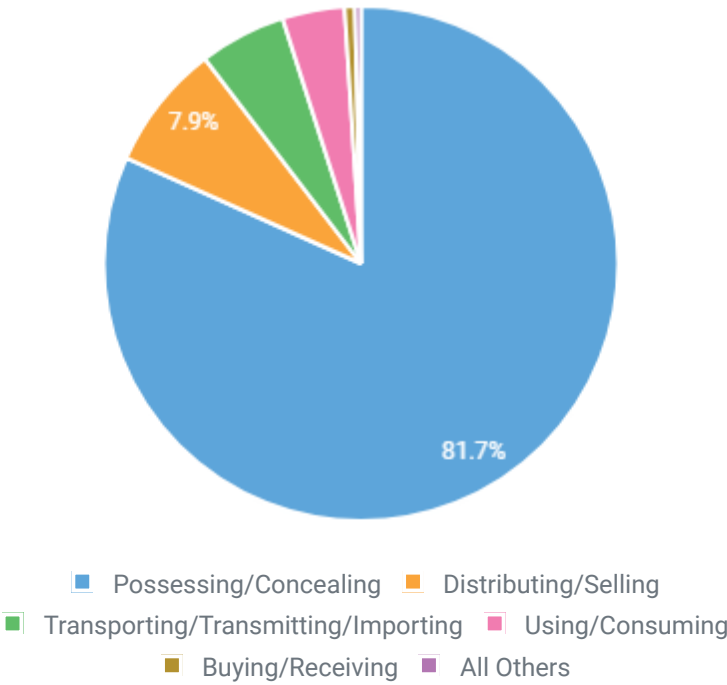
Arrests: 3,065

↓ -1.10%

Compared to 2023

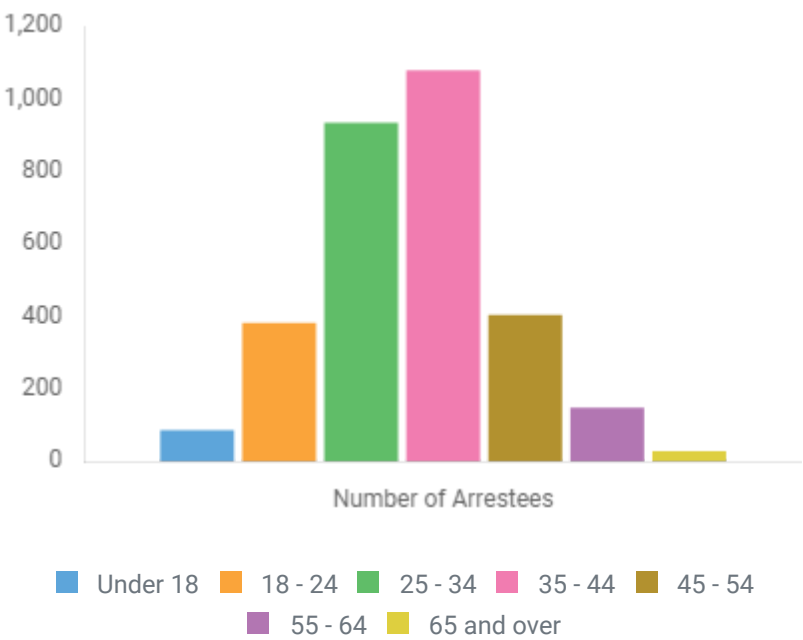
CRIMINAL ACTIVITY TYPE

Drug/Narcotic Violations



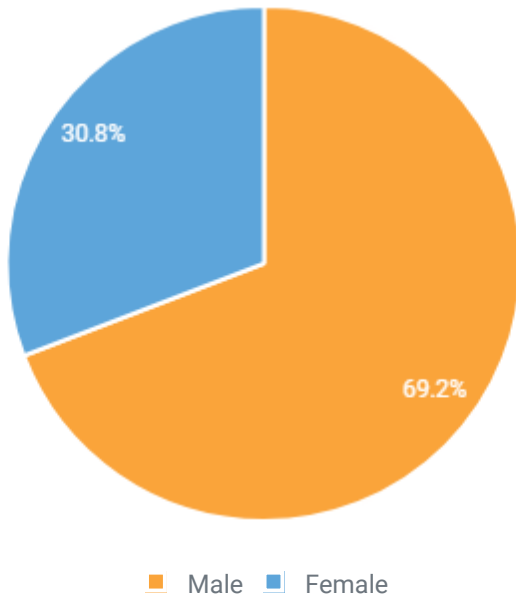
ARRESTEE AGE

Drug/Narcotic Violations



ARRESTEE GENDER

Drug/Narcotic Violations



DRUG SEIZURES

Up to three drug types may be reported in an incident.

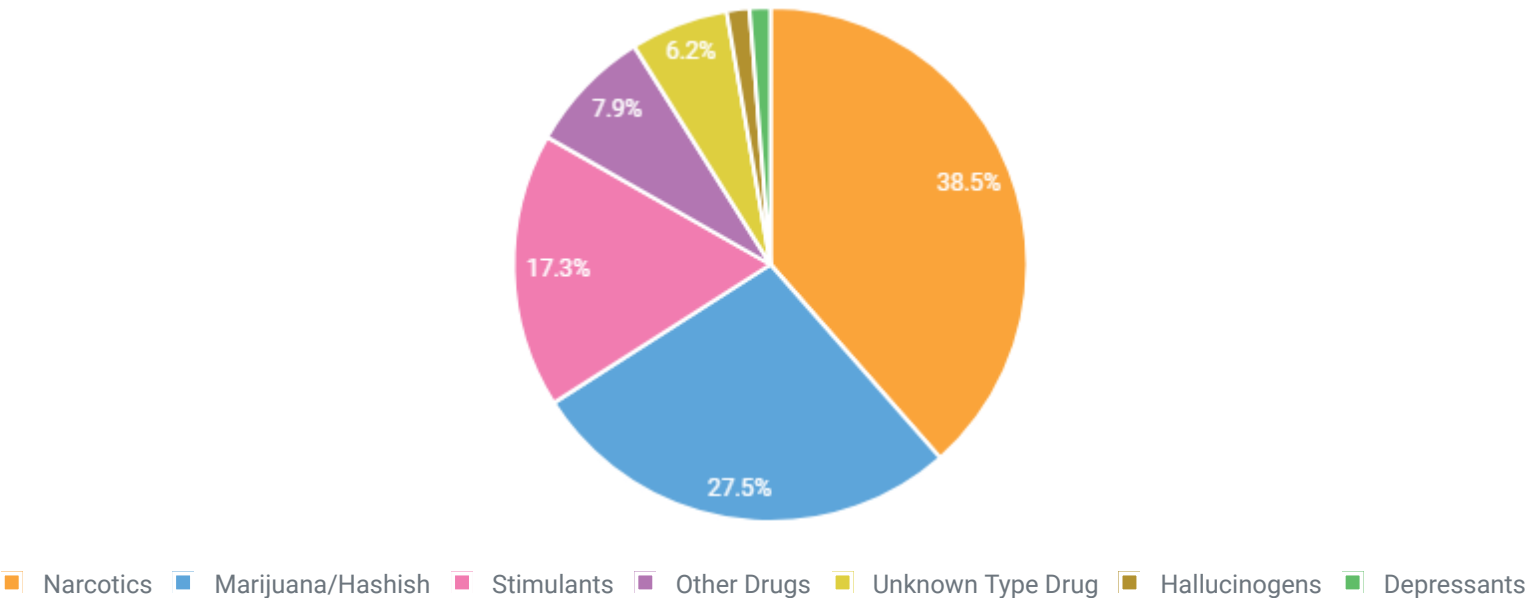
Incidents Involving Drug Seizures: 5,173

↓ -1.67%

Compared to 2023

DRUG SEIZURES

Number of incidents where each drug category was seized



DRUG EQUIPMENT VIOLATIONS

The unlawful manufacture, sale, purchase, possession, or transportation of equipment or devices utilized in preparing and/or using drugs or narcotics.

Crimes: 218 Clearance Rate:70.18%

↓-7.23%

Compared to 2023

DRUG EQUIPMENT VIOLATION ARRESTS

Includes all arrests for drug/narcotics equipment violations in the selected year, regardless of when the crime took place. Offenders arrested on other charges are not included.

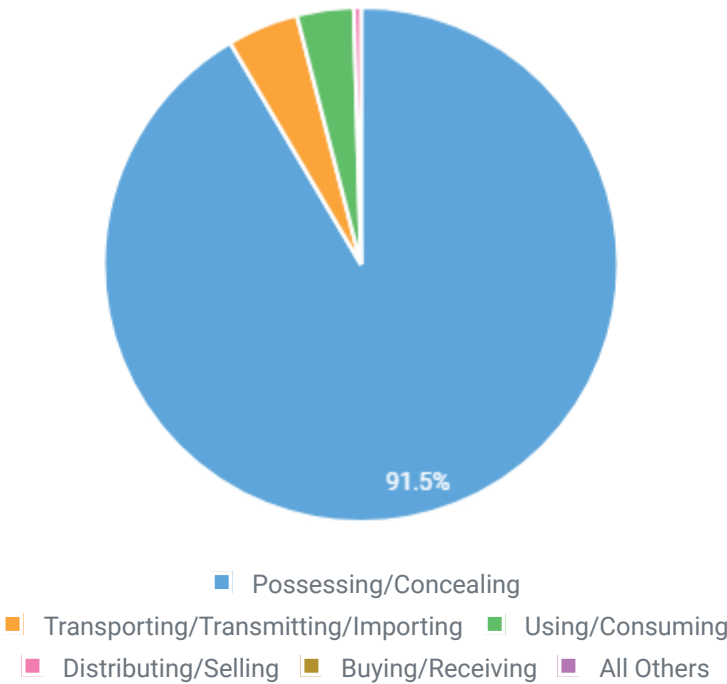
Arrests: 7

↓-75.00%

Compared to 2023

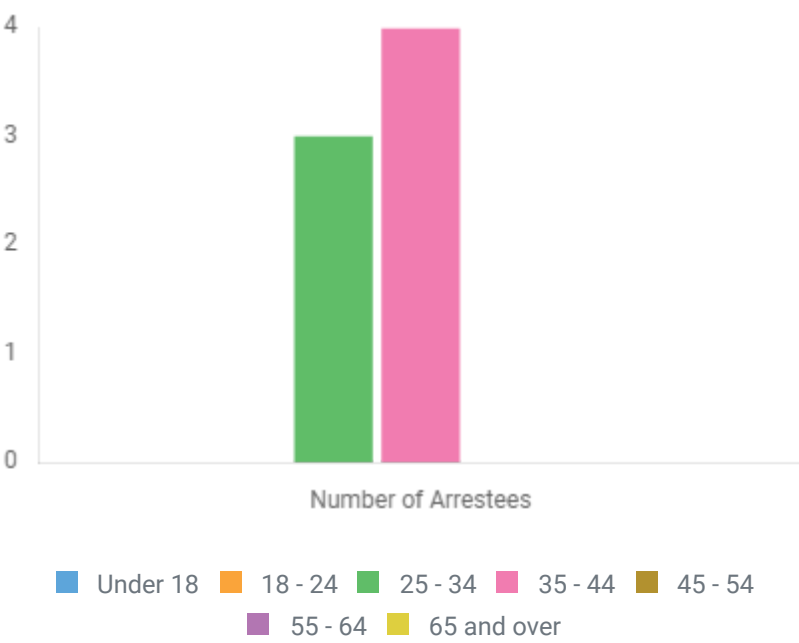
CRIMINAL ACTIVITY TYPE

Drug Equipment Violations



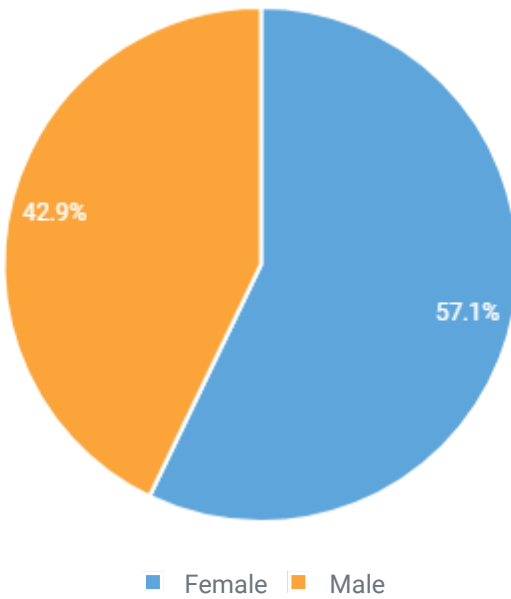
ARRESTEE AGE

Drug Equipment Violations



ARRESTEE GENDER

Drug Equipment Violations



DRIVING UNDER THE INFLUENCE ARRESTS

Driving or operating a motor vehicle or common carrier while mentally or physically impaired as the result of consuming an alcoholic beverage or using a drug or narcotic.

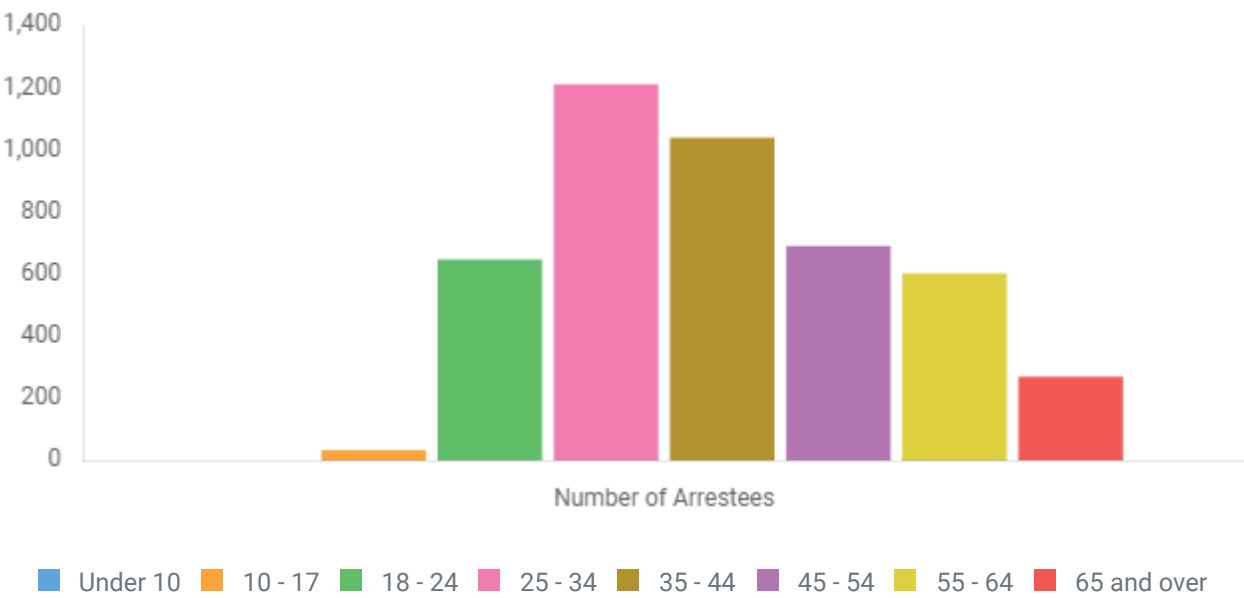
Arrests: 4,495

↑1.51%

Compared to 2023

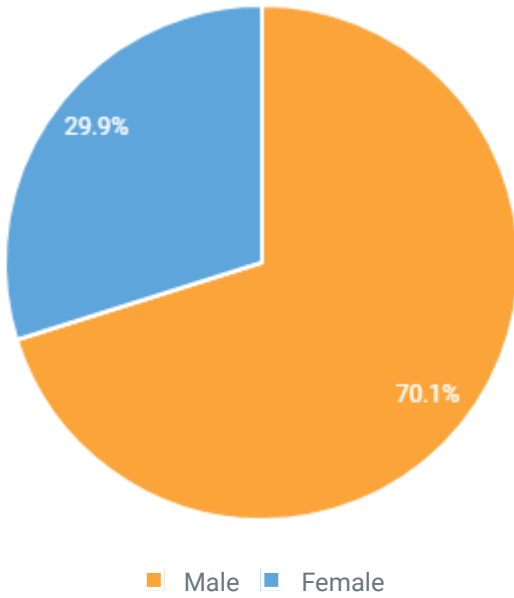
ARRESTEE AGE

Driving Under the Influence



ARRESTEE GENDER

Driving Under the Influence



OTHER CRIMES WHERE OFFENDER USED DRUGS OR ALCOHOL

Other crimes committed by offenders suspected of using alcohol, drugs or both, as part of perpetrating the crime.

Crimes: 1,996

↓-8.48%

Compared to 2023

OTHER CRIMES INVOLVING DRUGS/ALCOHOL

Breakdown by Offense Type

